

## SM050-2 | Slim-Grip™ Universal Phone & Smartphone Holder



SM050-2  
Universal Phone  
Holder

### Package Contents:

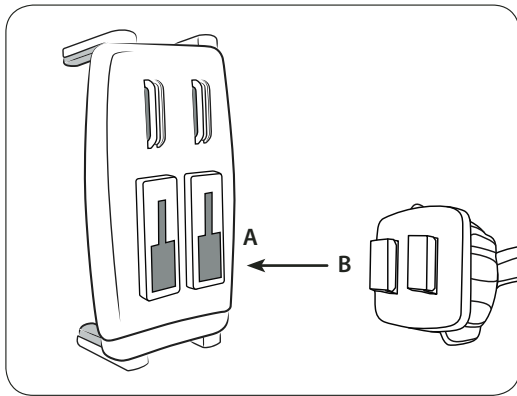
(1) SM050-2 Universal phone and portable device holder

### Compatible with:

- Most non-flip style phones regardless of whether protective skin or sleeve (sold separately) is attached to the phone.

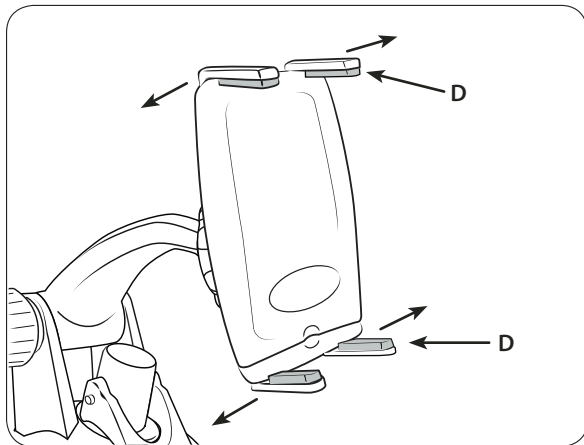
### Connecting the Slim-Grip™ Holder to a pedestal

Step 1. Connect the dual T-slots (A) on holder to the dual T-tabs (B) on the pedestal head (sold separately).



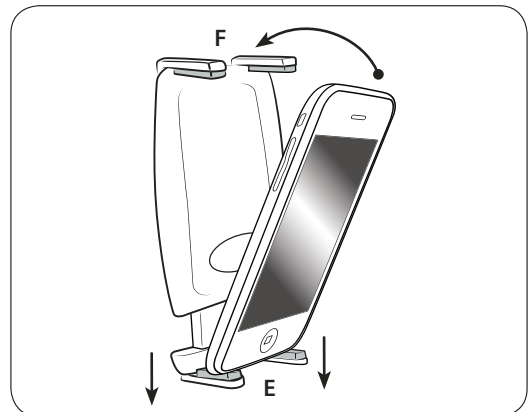
### Slim-Grip™ Holder Instructions

Step 1. If necessary, adjust the support legs (D) by sliding them laterally. These provide support for your device (sold separately).



Step 2. Support the holder in place with your hand. Place device on the lower support legs (E) and push down with moderate pressure until there is enough clearance for the device.

Step 3. Slide the top of the device under the top support legs (F) until it fits snugly against the holder.



**ARKON**<sup>®</sup>  
**RESOURCES INC.** The Mobile Mounting Specialists™

Consumer Hotline:

USA (800) 841-0884

INT'L (626) 254-9005

Monday - Friday 9am - 5pm, PST

[www.arkon.com](http://www.arkon.com)

Arcadia, CA 91006 USA

Designed in USA | Made in Taiwan

© Copyright 2010 Arkon Resources, Inc.